



BALANCE SHEET STATEMENT OF N.D.M.C. AS ON 31st March 2016

Account Code	Head of Account	Sch. No	Total for: 31-Mar-2016 (Rs)	Total for: 31-Mar-2015 (Rs)
	LIABILITIES			
	<i>Reserves and Surplus</i>			
310	MUNICIPAL (GENERAL) FUND	B-1	86,92,80,28,193.33	71,04,98,07,004.93
311	EARMARKED FUNDS	B-2	-1,31,33,341.00	49,80,637.00
312	RESERVES	B-3	16,79,435.00	16,79,435.00
	Total		86,91,65,74,287.33	71,05,64,67,076.93
	Grants Contributions for Specific Purposes			
320	GRANTS, CONTRIBUTIONS FOR SPECIFIC PURPOSES	B-4	1,46,35,14,237.90	1,41,38,17,316.90
	Total		1,46,35,14,237.90	1,41,38,17,316.90
	Loans			
330	SECURED LOANS	B-5	-	-
331	UNSECURED LOANS	B-6	-	-
	Total		-	-
	Current Liabilities and Provisions			
340	DEPOSITS RECEIVED	B-7	2,19,96,51,747.51	2,05,01,84,682.51
341	DEPOSIT WORKS	B-8	1,97,16,25,272.48	1,48,96,85,473.23
350	OTHER LIABILITIES (SUNDRY CREDITORS)	B-9	1,02,54,79,225.71	94,95,74,076.26
360	PROVISIONS	B-10	-	30,02,95,350.00
	Total		5,19,67,56,245.70	4,78,97,39,582.00
	Total LIABILITIES		93,57,68,44,770.93	77,26,00,23,975.83


BALANCE SHEET STATEMENT OF N.D.M.C. AS ON 31st March 2016


Account Code	Head of Account	Sch. No	Total for: 31-Mar-2016 (Rs)	Total for: 31-Mar-2015 (Rs)
	ASSETS			
	Fixed Assets			
410	GROSS BLOCK	B-11	3,30,95,35,297.13	3,14,47,55,674.13
411	LESS: ACCUMULATED DEPRECIATION	B-11a	-98,70,73,232.78	-84,34,95,235.78
412	CAPITAL WORK IN PROGRESS	B-11b	19,96,52,86,151.33	19,39,17,27,100.28
	Total		22,28,77,48,215.68	21,69,29,87,538.63
	Investments			
420	INVESTMENTS-GENERAL FUND	B-12	43,14,01,52,602.71	39,34,07,81,232.71
421	INVESTMENTS-OTHER FUNDS	B-13	88,16,872.00	88,16,872.00
	Total		43,14,89,69,474.71	39,34,95,98,104.71
	Current Assets, Loans and Advances			
430	STOCK IN HAND (INVENTORIES)	B-14	16,71,90,469.81	14,43,96,113.41
431	SUNDRY DEBTORS (RECEIVABLES)	B-15	39,03,53,45,630.26	27,21,20,89,391.78
432	LESS: ACCUMULATED PROVISIONS AGAINST DOUBTFUL RECEIVABLES	B-15a	-18,35,53,97,711.55	-17,59,12,51,687.75
440	PREPAID EXPENSES	B-16	-	-
450	CASH AND BANK BALANCES	B-17	3,64,96,00,856.70	2,62,41,85,365.01
460	LOANS, ADVANCES AND DEPOSITS	B-18	89,85,80,076.87	1,32,79,56,129.98
461	ACCUMULATED PROVISION AGAINST LOANS	B-18a	-	-
	Total		25,39,53,19,322.09	13,71,73,75,312.43
	Others			
470	OTHER ASSETS	B-19	61,78,21,411.93	49,21,76,237.03
480	MISCELLANEOUS EXPENDITURE (TO THE EXTENT NOT WRITTEN OFF)	B-20	-	-
490	CAPITAL EXPENDITURE FROM FUND	B-21	2,12,69,86,346.52	2,00,78,86,783.03
	Total		2,74,48,07,758.45	2,50,00,63,020.06
	Total ASSETS		93,57,68,44,770.93	77,26,00,23,975.83


19.7.16
A.A.O.



19/7/16
A.O.(ABAS)

Vacant
Jt.CAO-II


19/7/16
Consultant(A/R)


Director(Accounts)
N.D.M.C.


Financial Advisor
N.D.M.C.


Chairperson
N.D.M.C.